


## History of Contemporary Medicine in Iran

## Professor Kamaledin Armin (1914–1995); a Superb Mentor with High Morals

Mohammad Hossein Azizi MD<sup>1</sup>, Moslem Bahadori MD<sup>1</sup>, Shahriar Dabiri MD<sup>2</sup>

**Cite this article as:** Azizi MH, Bahadori M, Dabiri S. Professor Kamaledin Armin (1914–1995); a Superb Mentor with High Morals. *Arch Iran Med.* 2015; 18(10): 729 – 733.



Professor Kamaledin Armin



At age 11, 1925.

**D**r. Kamaledin Armin, eminent Professor of Pathology of Tehran School of Medicine was born on December 5, 1914 in Tehran and passed away due to non-Hodgkin lymphoma on June 1, 1995 at 81 years of age.

His father, Haj Mohammad Reza Ghomi, who had a high clerical rank, died when he was two years old. Later, at the age of 12, Kamaledin lost his mother and accordingly he was supervised by his sister and finished his primary and secondary schools and subsequently enrolled in Tehran Medical School in 1934.


He was a clever student. In the third year, he became the instructor of anatomy under Dr. Edward Beller and

Dr. Hashem Hanjan, the surgeon who also performed autopsy at that period at the Roozbeh Hospital in Tehran and Dr. Armin aided him. Dr. Edward Beller was an American physician working at the American Hospital in Tehran who founded the anatomy laboratory of the Tehran Medical School and equipped the anatomy hall and provided the needed human cadavers for dissection in collaboration with Dr. Abolghasem Bakhtiar, the American trained surgeon. The young Dr. Armin learned the details of technical work in the anatomy laboratory. In 1940, he graduated from Tehran Medical School and received his MD.

**Authors' affiliations:** <sup>1</sup>Academy of Medical Sciences of the I.R. of Iran, Tehran, Iran. <sup>2</sup>Afzalipour Kerman University of Medical Sciences, Kerman, Iran.

**Corresponding author and reprints:** Mohammad Hossein Azizi MD, Academy of Medical Sciences of the I.R. of Iran, Tehran, Iran. Tel: +98-212-293-98-69, E-mail: azizi@ams.ac.ir

Accepted for publication: 26 August 2015



Dr. Armin is seen in the middle, his graduation ceremony, 1940.


When Dr. Beller left Iran, Dr. Armin was employed as the anatomy instructor at the laboratory and tried to join the faculty of anatomy at the Tehran School of Medicine, an attempt which initially failed, causing him to establish his private clinic in south of Tehran.<sup>1</sup>

At that turbulent time, Tehran was occupied by troops of the Allies in the Second World War, and during wartime, fatal infectious diseases were frequent. The young Dr. Armin seriously served patients day and night and became a much loved physician in Tehran. He was unique in serving helpless poor people and cured many patients with no charge; the wealthier people also received his beneficial medical care.<sup>1</sup>

Later, a turning point occurred in the professional life of Dr. Armin when Professor Mostafa Habibi Golpayegani (1904–1948), the Founder of Chair (*Korsi*, Department) of Anatomical Pathology at University of Tehran noticed his curiosity and efforts in the anatomy department and officially invited him to join his department. Dr. Armin became the faculty member of Tehran School of Medicine. He learned vastly from Professor Habibi Golpayegani and in his entire profitable academic career, he always remembered him as an excellent mentor and great pathologist. In due course, Dr. Armin became an associate professor and a professor of pathology. In 1948, Dr. Habibi Golpayegani passed away because of a heart attack and left his two eminent students Dr. Hos-

sein Rahmatian and Dr. Armin. After Dr. Habibi Golpayegani's death, Professor Mohammad Hossein Adib (1899–1990) was appointed as the chairman of department. At the same time, Dr. Armin was invited by the International Academy of Physicians and went to the USA, where he joined the John Hopkins University researchers and worked with Professor Guye on Hodgkin disease. Afterward in 1951, Professor Charles Oberling (1895–1960), the well-known French Pathologist invited him to the Cancer Institute of Paris to work as a researcher of hematologic disorders. In 1955, the department of pathology was divided to anatomical pathology and cancerology divisions and Dr. Armin became the chairman of anatomical pathology and Dr. Rahmatian chaired the cancerology division. In 1963, when the educational agenda of Tehran University altered from the French approach to the American style, the cancerology and anatomical pathology divisions were also integrated into pathology department and Professor Armin chaired it.<sup>1</sup>

From the beginning of his professional career up to end of his life, for more than a half century, Professor Armin was considered a true teacher, a good mannered mentor, a great physician and a pioneer pathologist. In addition, he served in medical schools as dean, vice president for research and was a sincere friend to all university teachers, colleagues and medical students. During his long academic life, he used to come to his school office early in the morning and continued his work until afternoon. He was always ready to help. His office door was always open to all visitors. He developed and expanded the pathology department. Until 1968, the pathology laboratory was only available in the school of medicine and the university hospitals did not have a pathology division. He helped to establish a division of anatomical pathology in each university hospital and his colleagues who worked at the central laboratory were appointed as their chairmen.<sup>2,3</sup>



Professor Armin at the Central Laboratory of Pathology, Tehran School of Medicine.

After his retirement as emeritus professor in 1985, he still used to come to medical school and continue his service, research and teaching. Autopsy and postmortem investigations were another great achievement of Professor Armin, who was highly interested in handling them. He and his colleagues performed more than ten thousands autopsies during his chairmanship. In addition, in many educational hospitals in Tehran, autopsy was gradually popularized and all autopsy results were discussed and interpreted in weekly meetings held in the central laboratory, supervised directly by Professor Armin. Monthly clinical pathology conferences were also held by his department with around 800 participants including physicians, medical residents and students of medicine.<sup>4</sup>

Many students came to his laboratory, mostly in afternoons and participated in his research projects. He was a pioneer in tissue culturing and experimental pathology. One duty of the department was to collect and classify gross tissue specimens involved by endemic diseases such tuberculosis, leishmaniasis, leprosy, and cancers and renal diseases as well as embryonic malformations. Accordingly, specimens for the Pathology Museum of Tehran University were gradually gathered which are still available at the central laboratory.<sup>4</sup>

The department of pathology which was established by Professor Charles Oberling and then supervised by Dr. Mostafa Habibi-Golpayegani, the French-trained pathologist, found attraction and several known pathologists including Professor M. H. Ahmadi Sajjadi, a US trained pathologist, Professor Zia Shamsa, Professor Hossein Rahmatian and Professor Mohammad Kar, a French-German trained pathologist who were well-known for their knowledge, humanitarian characters, professionalism and leadership joined the department.<sup>4,5</sup> During the long period of Professor Armin's leadership, the department gained more reputation.



Professor Oberling and his colleagues, first row, seated: Professor Oberling; second row, standing from right to left: **1)** Dr. Mohammad Kar, **2)** Dr. Mostafa Habibi-Golpayegani, **3)** Dr. Fazlollah Motazedi (French-trained internist), **4)** Dr. Hossein Rahmatian, and **5)** unidentified.

Professor Armin trained several pathologists who significantly served medicine in Iran. One good example is Dr. Parviz Dabiri (1921–2012), an illustrious professor of pathology at Isfahan University Medical School.<sup>6</sup>



Professors Armin and Bahadori. Isfahan, 1973.



Professor Armin (\*) and his colleagues, next to him is a Norwegian pathologist and a professor of the University of Oslo , Leiv Kreyberg (1896–1984) (\*\*), who was the founder of the pulmonary tumors classification. Dr.Armin invited Kreyberg and he visited the Pathology Department of Tehran Medical School. Sitting from right:Dr.Mojtaba Sajjadi, Dr.Kreyberg,Dr.Armi,Dr. Abdulla Habibiand Dr.Shoja rahm-e Raiss Bahrami.Standing from right:Dr. Bahadori, Dr. Mohammad Javad Panahandeh, unidentified, Dr.Nosratolla Hejazi,Dr.Abdol-Mahmoud Zia Shamsa,Dr.Akbar Azad, unidentified,Dr. Ibrahim Mokrin and Dr.AbdolSamad Taghizadeh.



Professor Armin and his colleagues in the Former Pahlavi Hospital (now Imam Khomeini Hospital), Tehran, Iran.


In addition to teaching pathology in the schools of medicine and dentistry of Tehran University, he also taught histology and forensics. He was one of the founders of Medical School of Azad University, and also established the pathology department of Iran University. He was looking forward to supporting young scientists and helped them to start their work.



Professor Armin (\*) and his colleagues the Central Laboratory of Pathology, Tehran Medical School.



Professor Armin delivered a lecture in Nezami Hospital in Shiraz, 1993.




From right to left: Professors Shamsa, Bahadori, Armin and Dabiri Nezami Hospital, Shiraz, 1993.

### His publications


The publications of Professor Armin are numerous. The most important is a two-volume Persian textbook in pathology which

was published several times by the Tehran University Press. The book was written in 2 volumes by Dr. K. Armin, Dr. H. Rahmatian, and Dr. Abdulla Habibi-Golpayegani, published in 1941 and reprinted in 1947 and 1952.<sup>7</sup> He also authored several books on cancerology and Hodgkin disease.

Dr. Armin wrote several papers on cancer. In 1949, he published a paper on gastric sarcoma and in 1958, a case of childhood thyroid cancer was reported by K. Armin, M. Sadgadi, and M. Bahadori. In addition, he authored a two-volume book entitled "Saratan Shenasi" (Recognition of Cancer) which was published by Tehran University in 1955 and reprinted in 1958.<sup>8</sup>



The front cover of "Saratan Shenasi" (Recognition of Cancer) by Dr. Armin. 1958.



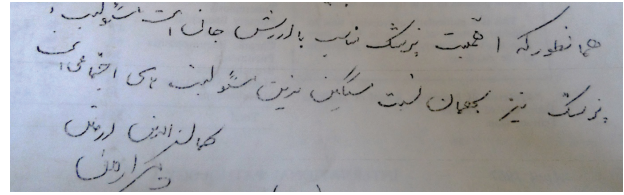
The front covers of pathology of adrenal glands and reticuloendothelial system disorders.

Some of Professor Armin's earliest articles available on the PubMed data base are:

- Armin K. The incidence of lymph node diseases in Iran [in French]. *Acta Med Iran*. 1960; 3: 8-18.
- Ameli NO, Armin K, Saleh H. Incisural meningiomas of the falco-tentorial junction. A report of two cases. *J Neurosurg*. 1966; 24(6): 1027-30.
- Shams H, Aalami-Harandi Z, Javadian A, Habibzadeh A, Armin K, Raissi M. Familial bilateral spontaneous regression of a retinoblastoma [in French]. *Bull Mem Soc Fr Ophthalmol*. 1986; 97: 385-7.
- Armin K, Pishva NA. The spectrum of renal disease in Iran: a

post-mortem study. *Acta Med Iran*. 1974; 17(1-2): 1-29.

His study on morphology of the Steller nodes and its various aspects in animals and humans was an excellent research work for that he received The Order of Public Health (in French: Ordre de la Santé publique), a French order of merit and the results of his investigation were published in the "Monthly Journal of Medical School of Tehran", volume six in 1951.



Professor Armin's Persian handwriting describing the importance of medical practice and the physician responsibility.

\*\*\*

In 1961, when the Pathology Laboratory of the Cancer Institute was incorporated into the Department of Pathology of Tehran University, School of Medicine, Dr. Armin was appointed as its Chair.<sup>8</sup>

In the first national election of the Iranian Medical Council, he was elected by physicians and in several later elections, he was elected again. In the first election, he was appointed as the general secretary for medical council, but soon he quitted from that position and Professor Hafizi was appointed.

In October 1973, the General Police Administration of Iran invited Professor Armin to establish a new forensic information center including a fingerprinting department for identity identification which is still continuing its activity.

He was a pioneer in the establishment of the Iranian Society of Pathology as well as the founder of the curriculum of the post-graduate program in anatomical pathology in Iran.

Processor Armin was among the first permanent members of the Iranian Academy of Medical Sciences.

\*\*\*

When he was in the sixth year of medical school, he married Mrs. Massoumeh Behbahani, a midwifery school graduate. Professor Armin is survived by his two sons; Ali Reza Armin MD, who followed his father's career, and graduated from Tehran School of Medical Sciences and continued his medical training in the USA and became an American board certified in Anatomic Pathology and Clinical Pathology and dermatopathology.<sup>9</sup> He is Professor at Oakland University Beaumont School of Medicine in the United States and Mohammad Reza is an engineer in Tehran.

## References

1. Armin K. Autobiography of Professor Armin. Documented in the Archives of the Department of Pathology; 1990.
2. Bahadori M. Kamaleddin Armin. In memoriam. *Iranian J Med Sci*. 1995; 20: 173.
3. Bahadori M. Professor Armin, Biography. *Internal News. Iranian Medical Council*. 1995; 18: 7 – 10.
4. Bahadori M. A historical review of the development of pathology in Iran. *Arch Iran Med*. 2004; 7: 311 – 315.
5. *A Guide to the Schools of Medicine, Pharmacy, Dentistry, Hospitals,*

- and Affiliated Schools of University of Tehran. Tehran: University Press; 1953.
6. Azizi MH, Bahadori M. The Life and Career of Professor Parviz Dabiri (1921–2012). *Arch Iran Med.* 2012; 15(10): 657 – 658.
  7. Azizi MH, Bahadori M. In commemoration of Dr. Mostafa Habibi-Golpayegani (1904–1948): pioneer of modern pathology in Iran. *Arch Iran Med.* 2006; 9: 438 – 441.
  8. Azizi MH, Bahadori M, Azizi F. History of Cancer in Iran. *Arch Iran Med.* 2013; 16(10): 613 – 622.
  9. Available from: URL: [http://www.vitals.com/doctors/Dr\\_Ali-Reza\\_Armin.html#ixzz3iUeSfjMf](http://www.vitals.com/doctors/Dr_Ali-Reza_Armin.html#ixzz3iUeSfjMf) (Accessed in: 11.8.2015).



Mount Tochal is at an elevation of 3,933 m, in the Alborz mountain range in northern Tehran, Iran.  
(photo by: M. H. Azizi MD, August 2015)